

Accelerate your Network Appliance

DATA SHEET

Build Affordable, yet High-Performance Network Appliances

Napatech Intelligent Network Adapters enable OEM vendors to build affordable, yet high-performance network analysis systems using standard servers. The intelligent features in Napatech network adapters accelerate performance, while the

annual performance improvement in standard servers ensures scalability for the future. This allows OEM vendors to focus on differentiating application software rather than hardware development.

Product Lines

Capture



1 x 40 Gbps NT40E2-1

Passive, off-line packet capture of network traffic

In-Line



2 x 10 Gbps NT20E2

In-line, active network analysis with low latency

Inspect



2 x 10 Gbps NTNPU20E

Packet payload inspection in real time

Accelerate Performance

Monitor

- At full speed with zero data loss
- From 1 to 40 Gbps

Analyze

- Who, what, when, how much?
- Both real-time and recorded data

Secure

- Real-time data both in-line and off-line
- Immediate reaction

Manage

- Performance in real time
- Without missing the details

Optimize

- LibPCAP and WinPCAP support
- Policy enforcement

Scale Affordably

High Performance

- Wire-speed packet capture and transmission
- Intelligent features for acceleration and off-load

Affordable

- Use standard servers as hardware platform
- Lower cost, risk and time-to-market

Scalable

- Scale performance by number of CPU cores
- CPU performance increasing annually















Reliable

- Field-proven and certified network adapters
- NEBS level-3 compliance

Upgradable

- Upgrade in the field with new features
- Extend life of existing network appliances

Network Adapter Products

Adapter		Product Family	Ethernet Speed	Ports	Port Types	Time Sync. Ports	Onboard RAM	PCI Interface	Size
	NT40E2-1	Capture only	40 G	1	QSFP+	2 internal 1 external	1 GB	PCIe 8-lane @ 5.0 GHz	Low-profile ½-length PCI
	NT40E2-4	Capture & In-line	10 G	4	SFP+	2 internal 1 external	1 GB	PCIe 8-lane @ 5.0 GHz	Full-height ½-length PCI
	NT20E2	Capture & In-line	10 G	2	SFP+	2 internal 1 external	1 GB	PCIe 8-lane @ 5.0 GHz	Low-profile ½-length PCI
	NT20E-NEBS	Capture & In-line	10 G	2	XFP	2 internal 1 external	1 GB to 4 GB	PCIe 8-lane @ 2.5 GHz	Full-height ½-length PCI
	NT4E-4	Capture & In-line	10/100/1000 M	4	SFP	2 internal 1 external	1 GB to 4 GB	PCIe 8-lane @ 2.5 GHz	Full-height ½-length PCI
	NT4E-4-NEBS	Capture & In-line	10/100/1000 M	4	SFP	2 internal 1 external	1 GB to 4 GB	PCIe 8-lane @ 2.5 GHz	Full-height ½-length PCI
	NT4E-4T	Capture & In-line	10/100/1000 M	4	RJ45	2 internal 1 external	1 GB to 4 GB	PCIe 8-lane @ 2.5 GHz	Full-height ½-length PCI
	NT4E-4-STD	Capture & In-line	10/100/1000 M	4	SFP	None	1 GB to 4 GB	PCIe 4-lane @ 2.5 GHz	Full-height ½-length PCI
	NT4E-4T-STD	Capture & In-line	10/100/1000 M	4	RJ45	None	1 GB to 4 GB	PCIe 4-lane @ 2.5 GHz	Full-height ½-length PCI
	NTPORT4E-4	Capture only	10/100/1000 M	4	SFP	None	None	PCIe 4-lane only for power	Full-height ½-length PCI
	NTPORT4E-4T	Capture only	10/100/1000 M	4	RJ45	None	None	PCIe 4-lane only for power	Full-height ½-length PCI
	NTBPE-SM	In-line only	10 G & 10/100/1000 M	8	LC single-mode	N/A	N/A	PCIe 1-lane @ 2.5 GHz	Full-height ½-length PCI
	NTBPE-MM	In-line only	10 G & 10/100/1000 M	8	LC multi-mode	N/A	N/A	PCIe 1-lane @ 2.5 GHz	Full-height ½-length PCI
	NTNPU20E	Inspect	10 G	2	SFP+	None	16 GB	PCIe 8-lane @ 2.5 GHz	Full-height full-length PCI

Company Profile

Napatech develops and markets the world's most advanced programmable network adapters for network traffic analysis and application off-loading. Napatech is the leading OEM supplier of Ethernet network acceleration adapter hardware. Napatech is fully focused on providing the most cost-effective hardware acceleration solutions for Gigabit Ethernet connectivity, increasing our customers' ability to keep their competitive advantage, while maintaining the flexibility and cost position of standard server equipment and operating systems.

Napatech provides unmatched value-add to our OEM customers by offering a very flexible feature set and a highly scalable range of network adapters. With easy-to-use APIs, Napatech adapters enable effective integration of Network Monitoring, Network Security, Network Control and Assurance, and Network Traffic Generation appliances. Napatech has a strong international focus supporting OEM customers worldwide.

Europe, Middle East and Africa

Napatech A/S
Tobaksvejen 23 A, 1
DK-2860 Soeborg
Denmark

Tel. +45 4596 1500
Fax +45 6980 2970
www.napatech.com
nteusales@napatech.com

Americas

Napatech, Inc.
One Tech Drive
Suite 110
Andover, MA 01810
US

Tel. +1 888 318 8288
Fax +1 978 824 9414
www.napatech.com
ntamericassales@napatech.com

APAC

Napatech
1/F Place Canada
7-3-37 Akasaka Minato-ku
107-0052 Tokyo
Japan

Tel. +81 3 6894 7678
Fax +81 3 6894 7701
www.napatech.com
ntapacsales@napatech.com